


FLEXIBLE THROUGH-HOLE HEADER



(2.00 mm) .0787" PITCH • TMMH SERIES

TMMH

Board Mates:

CLT, SQT, SQW, ESQT,
TLE, SMM, MMS

Cable Mates:

TCSD

SPECIFICATIONS

Insulator Material:

Black Liquid Crystal Polymer

Terminal Material:

Phosphor Bronze

Plating:

Sn or Au over 50 μ" (1.27 μm) Ni

Current Rating (TMMH/ESQT):

4.5 A per pin

(2 pins powered)

Current Rating (TMMH/SQT):

5.1 A per pin

(2 pins powered)

Operating Temp Range:

-55 °C to +105 °C with Tin;

-55 °C to +125 °C with Gold

Voltage Rating:

281 VAC mated with SQW;

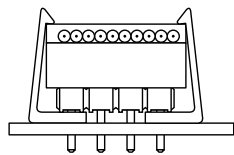
250 VAC mated with SQT

PROCESSING

Lead-Free Solderable:

Yes

APPLICATION



Retention Clip Option (-RC)

ALSO AVAILABLE

Other Platings
(MOQ Required)



Note:

Some lengths, styles and options are non-standard, non-returnable.

TMMH	1	NO. PINS PER ROW	LEAD STYLE	PLATING OPTION	ROW OPTION	TAIL OPTION	FLEX SHROUD OPTIONS	OTHER OPTIONS
------	---	------------------	------------	----------------	------------	-------------	---------------------	---------------

03
thru
50

Specify
LEAD
STYLE
from
chart

-F
= Gold flash
on post,
Matte Tin
on tail

-D
= Double
Row
(Required
for Flex
Shroud
option)

-RA
= Right-
angle
(Double
& Triple
Row only)
(-ES, -EP,
-EL Double
Row only)
(-EC, -EBC
and -EPC
not available)
(-06 Lead
style not
available)

Flex Shroud
requires -D row
& 9 pins/row
minimum
(For board-to-
board interfaces.
Will not mate
with TCSD)

"XXX"
= Polarized
Position
(Specify
position of
omitted pin)

-RC
= Retention
Clip
(Mates to
TCSD)
(Double row
only, minimum
position 4 and
available only
-06 lead style)

-ES
= End Shroud

-EC
= End Shroud
with Locking Clip
(Manual
placement
required)

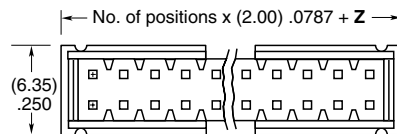
-EP
= End Shroud
with Guide Post

-EL
= End Shroud
with Board Lock
(Boards are
positively locked
and cannot be
unmated)

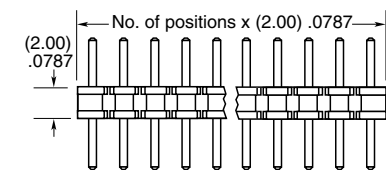
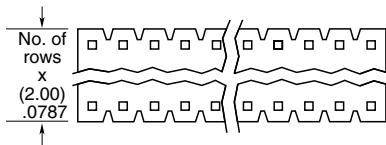
-EBC
= End Shroud
with Board Lock
and Locking Clip
(Boards are
positively locked
and cannot be
unmated)

-EPC
= End Shroud
with Guide Post
and Locking Clip
(Manual
placement
required)

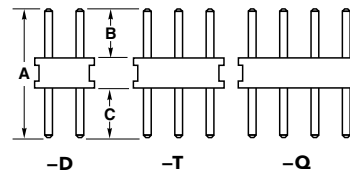
OPTION	Z
-ES	(2.92) .115
-EC	(4.70) .185
-EP & -EPC	(6.10) .240
-EL & -EBC	(4.45) .175



(Shrouded option requires -D)



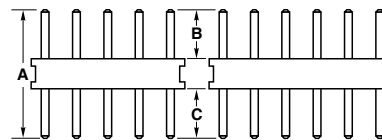
(Shrouded options removed for clarity)



-D

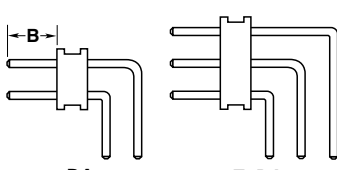
-T

-Q



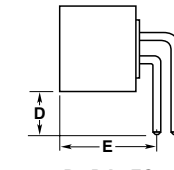
-5

-6

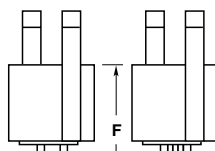


-RA

-T-RA
(Lead style -01 only)

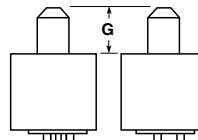


-D-RA-ES
(-RA also available with
other flex shroud options)



-D-EL

-D-EBC



-D-EPC

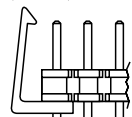
-D-EP



-D-ES



-D-EC



-RC

LEAD STYLE	A	B	C	D	E	F	G
-01	(7.67) .302	(3.20) .126	(2.46) .097	(2.34) .092	(6.60) .260	(5.84) .230	(4.45) .175
-04	(6.45) .254	(1.91) .075	(2.57) .101	(2.62) .103	(5.26) .207	(4.50) .177	(3.02) .119
-05	(6.45) .254	(1.65) .065	(2.29) .090	(3.12) .123	(5.26) .207		
-06	(8.74) .344	(3.20) .126	(3.53) .139	N/A	N/A	N/A	N/A